



# 2019 - 2020 Annual Report

# A Letter From Our Executive Director, Katherine Clayton

Southern Oregon Head Start, Early Head Start and Pre School Promise (SOHS) represents both Jackson and Josephine Counties and our programs currently serve 1,112 children and their families.

Coronavirus disease 2019 (COVID-19) has deeply impacted our Head Start, Early Head Start, Preschool Promise programs, enrolled children and families, and our community. In March of 2020 we were forced to close our centers due to COVID-19. SOHS then had the opportunity to partner with local agencies to help provide immediate resources and referrals to our children and families. In order to continue services SOHS implemented a virtual service platform that included services such as story time, mail home activity kits and parenting support to families thru the remainder of the program year.

Our goal has always been to bring as many children back to school as soon and as safely as possible. SOHS was able to offer a few different program options for the 2020-21 program year. We provided virtual only, hybrid as well as on-site services. Our goal is to provide choices for our families, while being responsive to the public health conditions. The on-site and virtual options are designed to account for the potential changing COVID-19 contagion level in our community allowing for more days of in-person services when there are minimal and controlled levels of COVID-19. Our staff believe that every child should grow up knowing that they are beautiful, they are smart, they are loved, and they are respected. Teaching staff, family service staff, food service, and the management and administration staff that support them are focused on partnering with families to assist their child to grow-up knowing that they are important and that they can be successful.

SOHS strives to provide leadership to strengthen and inspire stakeholders through advocacy, support, collaboration and communication to benefit SOHS youngest children and families.

## SOHS PROGRAMS

- Head Start
- Early Head Start
- Preschool Promise
- Listo
- The Family Connection



*"We are committed to the success of the families we serve"*

# HEAD START

## Pregnancy Through Preschool

Total Number of children and pregnant women served in 2019-2020: **1,358**

**48%**  
lived with a single parent

**21%**  
were homeless

**13%**  
had disabilities

**6%**  
were in foster care

- Percentage of Eligible HS Children Served **75%**
- Percentage of Eligible EHS Children Served **24%**
- Average monthly enrollment **100%**

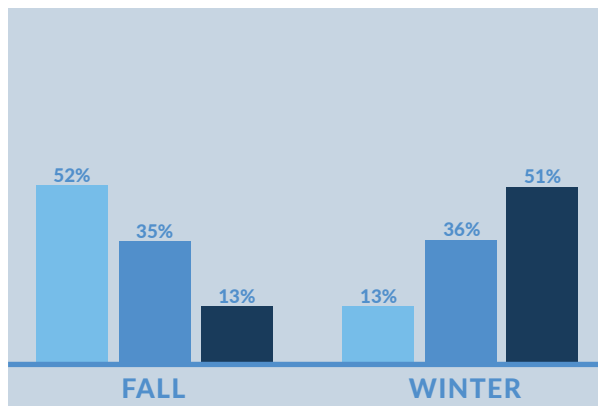


# HEAD START

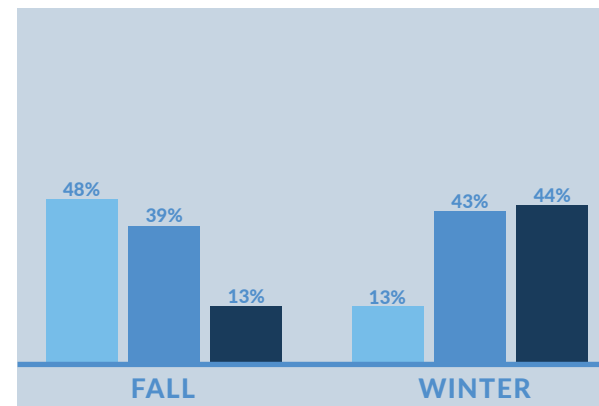
## School-Readiness



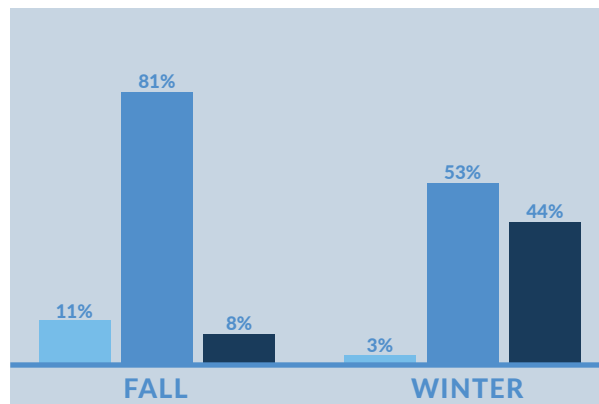
- Below
- Meeting widely held expectations
- Mastery of school-readiness benchmark



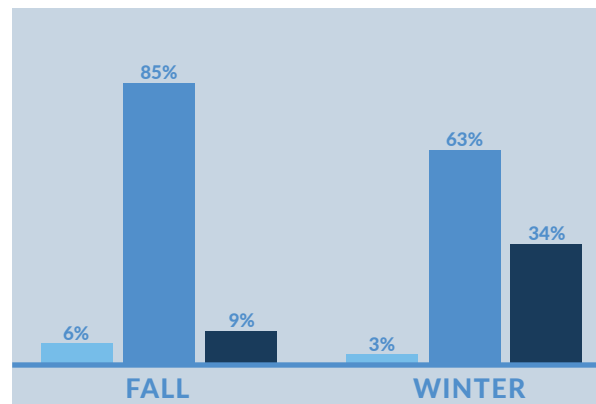
Approaches to Learning



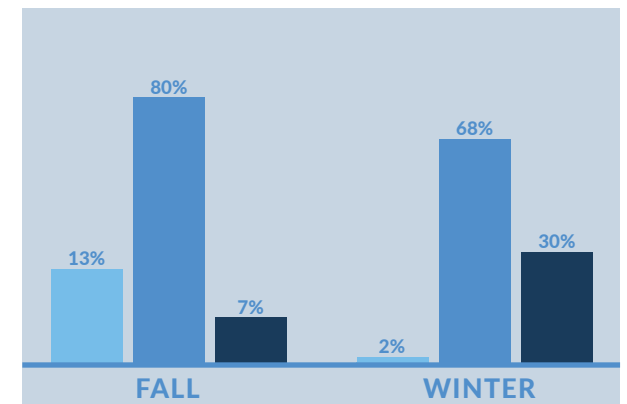
Social Emotional



Language &amp; Literacy



Cognition



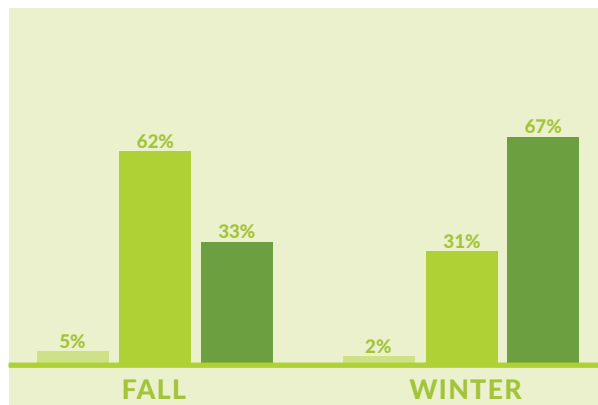
Perceptual, Motor &amp; Physical

# Early HEAD START

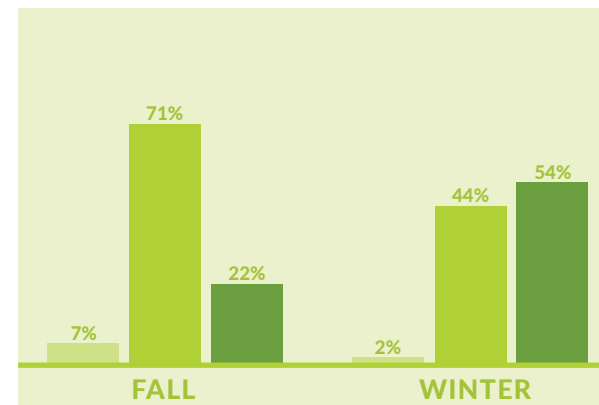
## School-Readiness



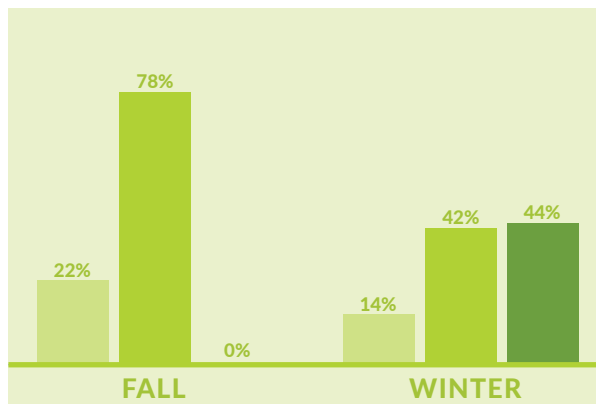
- Below
- Meeting widely held expectations
- Mastery of school-readiness benchmark



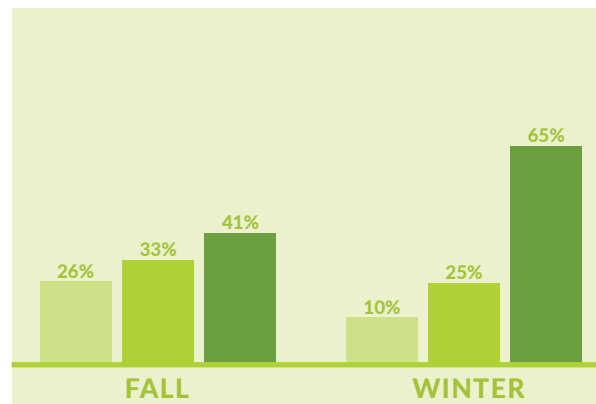
Approaches to Learning



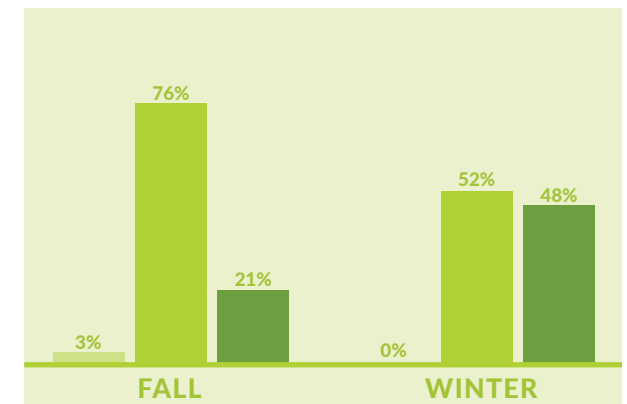
Social Emotional



Language &amp; Literacy



Cognition



Perceptual, Motor &amp; Physical



## HEALTH & DENTAL

- 94% of children were up-to-date on immunizations
- 56% of children were up-to-date on Preventative Health Care
- 8% of children were referred for mental health services



## FAMILY ENGAGEMENT ACTIVITIES

**Health Smarts** is a health literacy training we provide to Early Head Start and Head Start parents. This year 15 trainings were held including 119 families. Here the parents learned about the mental health topics of managing stress, and, how to recognize and support children with trauma.

After COVID-19 hit we partnered with The Family Nurturing Center and other local community agencies to deliver diapers, wipes, food boxes, formula, household supplies, food boxes and activity kits for children to our families. By the end of May 2020, 618 Early Head Start and Head Start families had received one or more of these deliveries.



## FATHER ENGAGEMENT

**Supporting Fathers & Father Figures** We were successful in engaging fathers and father figures in the program:

---

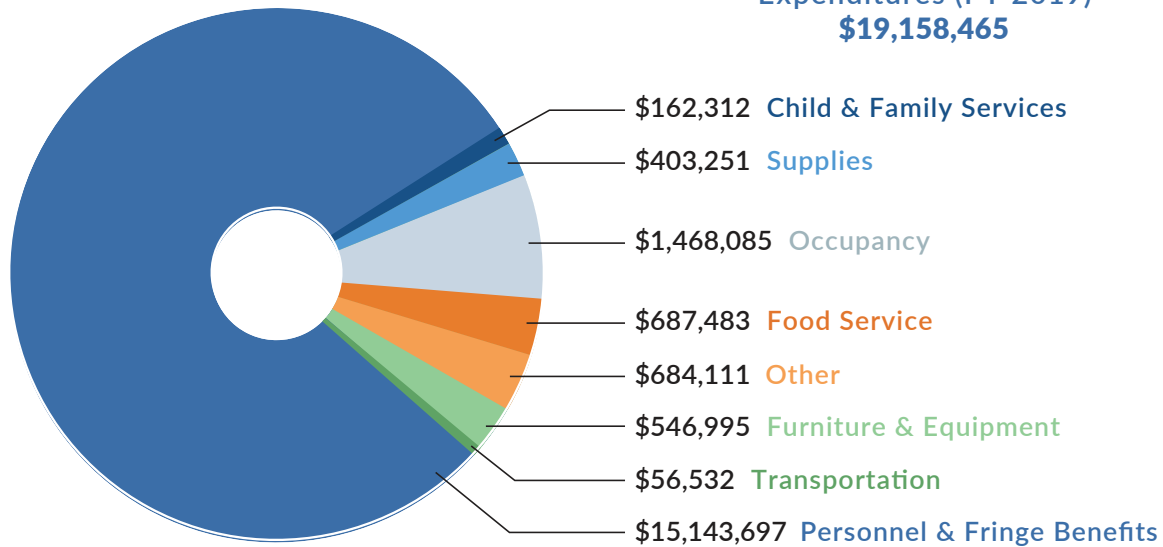
- **754** participated in parent/teacher conferences, home visits and classroom volunteering
- **442** participated in goal-setting to improve their family's well being.
- **203** attended parenting education workshops
- **17** served on Policy Council, our parent governing body



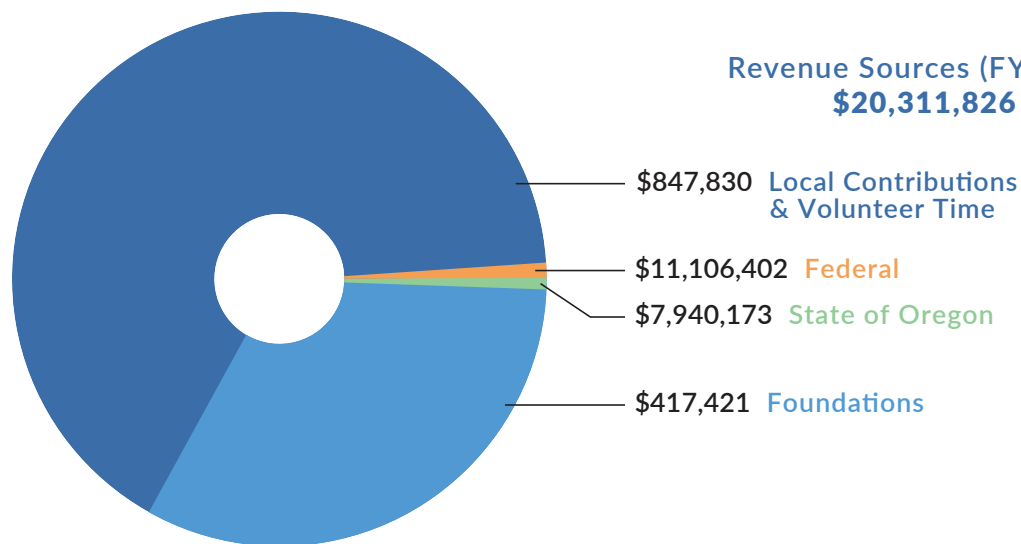


## FINANCIAL DATA

Expenditures (FY 2019)  
**\$19,158,465**



Revenue Sources (FY 2019)  
**\$20,311,826**



APPROVED BUDGET  
FY 2020

PERSONNEL & FRINGE BENEFITS	\$14,958,355
FURNITURE & EQUIPMENT	\$1,498,820
SUPPLIES	\$790,803
OCCUPANCY	\$1,367,894
TRANSPORTATION	\$85,475
FOOD SERVICE	\$332,046
CHILD & FAMILY SERVICES	\$116,082
OTHER	\$397,397
<b>TOTAL EXPENDITURES</b>	<b>\$19,546,872</b>

The Audited Financial Statements in their entirety are available on our website: [www.socfc.org](http://www.socfc.org)

## BUILDING BRIGHTER FUTURES

The most recent Community Assessment may be found  
on our website: [www.socfc.org](http://www.socfc.org)

