

AN INTRODUCTION TO ASQ-3™ & ASQ:SE




Ages & Stages Questionnaires® , Third Edition (ASQ-3™)

A Parent-Completed Child Monitoring System

and

Ages & Stages Questionnaires® : Social-Emotional (ASQ:SE)

A Parent-Completed Child Monitoring System for Social-Emotional Behaviors



What's in the Folder?

- ASQ 3 & ASQ-SE Screening Procedure
- ASQ 3 Quick Start Guide
- ASQ 3 Activities
- Quick Glance Age Administration Chart
- ASQ/SE: Ages 36 and 48 months
- ASQ 3: Ages 36 and 48 months
- Enrollment Observation Form
- New Green Summary Form

ASQ-3 and ASQ:SE Domains

ASQ-3

- Communication
- Gross motor
- Fine motor
- Problem solving
- Personal-social

ASQ:SE (instead of TABS)

- Social-emotional development



Features: ASQ-3 Intervals

21 Questionnaire intervals (but we will use):

30, 33, 36 (spaced 3 months apart)

42, 48, 54, 60 (spaced 6 months apart)

**Intervals new to ASQ-3*

Features: ASQ-3 Areas & Questions




5 developmental areas

6 questions in each area

Response options: Yes,
Sometimes, Not Yet

Written at 4th to 6th
grade level

PROBLEM SOLVING

		YES	SOMETIMES	NOT YET	
1.	Does your baby pass a toy back and forth from one hand to the other?	<input type="radio"/>	<input type="radio"/>	<input type="radio"/>	—
					
2.	Does your baby pick up two small toys, one in each hand, and hold onto them for about 1 minute?	<input type="radio"/>	<input type="radio"/>	<input type="radio"/>	—
					
3.	When holding a toy in his hand, does your baby bang it against another toy on the table?	<input type="radio"/>	<input type="radio"/>	<input type="radio"/>	—
					
4.	While holding a small toy in each hand, does your baby clap the toys together (like "Pat-a-cake")?	<input type="radio"/>	<input type="radio"/>	<input type="radio"/>	—
5.	Does your baby poke at or try to get a crumb or Cheerio that is inside a clear bottle (such as a plastic soda-pop bottle or baby bottle)?	<input type="radio"/>	<input type="radio"/>	<input type="radio"/>	—
6.	After watching you hide a small toy under a piece of paper or cloth, does your baby find it? (Be sure the toy is completely hidden.)	<input type="radio"/>	<input type="radio"/>	<input type="radio"/>	—
					PROBLEM SOLVING TOTAL —

Features: ASQ-3 Overall Section

- Un-Scored Section
- Looks at quality of skills (e.g., speech)
 - Example: "Does your child use both hands equally well?"
 - "NO" response indicates possible cerebral palsy; important to follow up
- Parent concerns are very predictive
- Any concerns or questionable responses require follow-up




Administration: Scoring Exercise



Prescreening Checklist

- Explain purpose of screening and review questionnaire content
- Schedule screening
- Select correct ASQ-3 interval
- Assemble materials (if necessary)



ASQ-3 Cover Page

Date ASQ-3 Completed:

Child's Name:

Child's Date of Birth:


Person filling out questionnaire:



Let's figure what questionnaire we would use for a child whose DOB is 5/25/09 with the date of administration as 9/30/13

ASQ-3 –How to figure out age

- How to calculate age into months:
12 months x age= age in months
i.e 12 months x 3 years old=36 months
- Quick glance yellow card in your folder-Review how to use
- Age calculator link on the SOCFC website



Screening Exercise: Video

- ASQ on a Home Visit
- Use your 36 month ASQ sheet to score
- We will review after video is over and how well do you think the child did on the questionnaire.
- Discussion

Scoring the ASQ-3

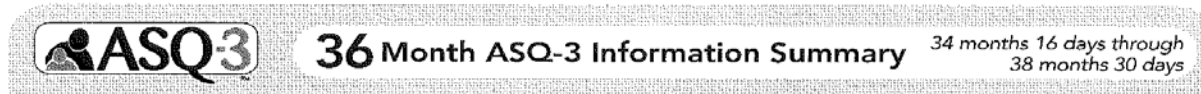
Step 1: Review responses. If any missing items, try to obtain answers. If item is inappropriate, omit item

Step 2: Calculate area totals: "yes"= 10;
"sometimes"= 5; "not yet"= 0

Step 3: If any items omitted, calculate new area total (manual has instructions)

Step 4: Review overall section responses. Ask for further clarification and make notes if needed

Step 5: Transfer information to ASQ-3 Summary Page



Child's name: _____ Date ASQ completed: _____
 Child's ID #: _____ Date of birth: _____
 Administering program/provider: _____

1. **SCORE AND TRANSFER TOTALS TO CHART BELOW:** See *ASQ-3 User's Guide* for details, including how to adjust scores if item responses are missing. Score each item (YES = 10, SOMETIMES = 5, NOT YET = 0). Add item scores, and record each area total. In the chart below, transfer the total scores, and fill in the circles corresponding with the total scores.

Area	Cutoff	Total Score	0	5	10	15	20	25	30	35	40	45	50	55	60
Communication	30.99		●	●	●	●	●	●	●	○	○	○	○	○	○
Gross Motor	36.99		●	●	●	●	●	●	●	●	○	○	○	○	○
Fine Motor	18.07		●	●	●	●	○	○	○	○	○	○	○	○	○
Problem Solving	30.29		●	●	●	●	●	●	●	○	○	○	○	○	○
Personal-Social	35.33		●	●	●	●	●	●	●	○	○	○	○	○	○

2. **TRANSFER OVERALL RESPONSES:** Bolded uppercase responses require follow-up. See *ASQ-3 User's Guide*, Chapter 6.

- | | | | | | |
|---|-----|-----------|---|------------|----|
| 1. Hears well?
Comments: | Yes | NO | 6. Family history of hearing impairment?
Comments: | YES | No |
| 2. Talks like other children his age?
Comments: | Yes | NO | 7. Concerns about vision?
Comments: | YES | No |
| 3. Understand most of what your child says?
Comments: | Yes | NO | 8. Any medical problems?
Comments: | YES | No |
| 4. Others understand most of what your child says?
Comments: | Yes | NO | 9. Concerns about behavior?
Comments: | YES | No |
| 5. Walks, runs, and climbs like other children?
Comments: | Yes | NO | 10. Other concerns?
Comments: | YES | No |

ASQ-3 Information Summary Sheet

(Sections 1 & 2)



16 Month ASQ-3 Information Summary

15 months 0 days through
16 months 30 days

Child's name: Andrew Date ASQ completed: October 14, 2011
 Child's ID #: _____ Date of birth: April 30, 2010
 Administering program/provider: Little Steps Was age adjusted for prematurity
 when selecting questionnaire? Yes No

1. **SCORE AND TRANSFER TOTALS TO CHART BELOW:** See ASQ-3 User's Guide for details, including how to adjust scores if item responses are missing. Score each item (YES = 10, SOMETIMES = 5, NOT YET = 0). Add item scores, and record each area total. In the chart below, transfer the total scores, and fill in the circles corresponding with the total scores.

Area	Cutoff	Total Score	0	5	10	15	20	25	30	35	40	45	50	55	60
Communication	16.81	<u>30</u>	●	●	●	●	●	●	●	●	●	●	●	●	●
Gross Motor	37.91	<u>50</u>	●	●	●	●	●	●	●	●	●	●	●	●	●
Fine Motor	31.98	<u>35</u>	●	●	●	●	●	●	●	●	●	●	●	●	●
Problem Solving	30.51	<u>40</u>	●	●	●	●	●	●	●	●	●	●	●	●	●
Personal-Social	26.43	<u>54</u>	●	●	●	●	●	●	●	●	●	●	●	●	●

2. **TRANSFER OVERALL RESPONSES:** Bolded uppercase responses require follow-up. See ASQ-3 User's Guide, Chapter 6.

- Hears well?
Comments: Ignores me Yes **NO**
- Talks like other toddlers his age?
Comments: not many words Yes **NO**
- Understand most of what your child says?
Comments: Yes **NO**
- Walks, runs, and climbs like other toddlers?
Comments: Yes **NO**
- Family history of hearing impairment?
Comments: grandma has hearing aid **YES** No
- Concerns about vision?
Comments: YES **NO**
- Any medical problems?
Comments: ear infections, allergies **YES** No
- Concerns about behavior?
Comments: YES **NO**
- Other concerns?
Comments: **YES** No

Scoring the ASQ-3-Green Summary Form

Southern Oregon Head Start ASQ-3 and ASQ/SE Summary

Date of Screening: _____ **Rescreen**

Child's Name: _____

Date of Birth: _____

Teacher/Screeener: _____

Center: _____

Teacher Use		OFFICE USE ONLY
ASQ-3 Age: (circle) 36 months 42 months 48 months 54 months 60 months	ASQ/SE Age: (circle) 36 months 48 months 60 months	Data entry done: _____ DS date: _____ OK _____ Rescreen(s) by: _____ Refer: _____

Domain Area	Teacher Comments	Disabilities Supervisor Comments
Communication/Language Score: _____ Rescreen date: _____		
Gross Motor (large body movements) Score: _____ Rescreen date: _____		
Fine Motor (small body movements) Score: _____ Rescreen date: _____		

Scoring the ASQ-3-Green Summary Form

Problem Solving Score: Rescreen date:		
Personal/Social Score: Rescreen date:		
Articulation Errors:		
Additional Comments to ASQ-3		
Score for ASQ/SE Cutoff score: ASQ/SE score:		


(Articulation Screening on other side)

*If child scores a rescreen please attach rescreen to original form

ASQ-3 Score Interpretation and Recommendation for Follow-Up

Consider the following to determine appropriate follow-up

- Total ASQ-3 Area Scores
- Overall Responses (Parent Concerns)
- Additional Considerations
 - What other factors may have impacted the child's screening results?




ASQ-3 Score Interpretation and Recommendation for Follow-Up

➤ Below cutoff in one or more areas

- Score is 2 standard deviations or more below average
- Refer for further assessment
- Rescreen

➤ Parent Concern

- Respond to all concerns
- Refer if necessary



ASQ-3 Rescreens-Refer

- **Below cutoff in one or more areas**
 - Refer for further assessment
 - Rescreen if any numbers in gray-typically the rescreen will happen in a month from the original screen and will occur at the center instead of the home.

- **Parent Concern**
 - Respond to all concerns
 - Refer if necessary




Ages & Stages Questionnaires®

Social-Emotional



ASQ-3™ and ASQ:SE Training Materials by Jane Squires, Jane Farrell, Jantina Clifford, Suzanne Yockelson, Elizabeth Twombly, and LaWanda Potter Copyright © 2012 by Paul H. Brookes Publishing Co., Inc. All rights reserved. www.agesandstages.com



Features of ASQ:SE


- 6-, 12-, 18-, 24-, 30-, 36-, 48-, and 60-month intervals
- Between 19 (6 month) and 33 (60 month) scored questions on each questionnaire
- 3–6 month administration window on either side of interval age

Features of ASQ:SE

- Questionnaires are written at a 4th- to 6th-grade reading level
- Each questionnaire includes open-ended questions related to eating, sleeping, and toileting
- All intervals include the question, "Is there anything that worries you about your baby (child)? If so, please explain."
- Each interval also includes the question, "What things do you enjoy most about your baby (child)?"

Features of ASQ:SE

- Competence and problem behaviors targeted
- Externalizing and internalizing behaviors targeted
- | Scoring Options | Points |
|------------------------|---------------|
| Most of the time | 0 or 10 |
| Sometimes | 5 |
| Rarely or Never | 10 or 0 |
| Is this a concern? | Yes = 5 |
- High scores falling above empirically-derived cutoff points are indicative of problems



Scoring ASQ:SE

- Determine child's Total score

of questions with X ___ x 10 = ___

of questions with V ___ x 5 = ___

Concerns ___ x 5 = ___

Total Points on each page = ___

- Transfer points on each page to ASQ:SE Information Summary Sheet

Interpreting Scores

- The "Sometimes" Issue
- The Subjectivity Issue
- Validity of Report
 - Teen parents
 - Parents involved with child protective services
 - First time parents/isolated parents
 - Parents actively involved with drugs and alcohol
 - Parents with mental illness

Questionable Scores?

- Gather additional information
 - Observe child
 - Use a professionally administered screening tool
 - Assess parent-child interactions
 - Assess the caregiving environment

Possible Follow-up

➤ Below Cutoff

- Provide ASQ:SE activities and monitor
- Follow-up on any parent overall concerns

➤ Close to Cutoff

- Follow up on concerns
- Provide information, education, and support
- Re-administer ASQ:SE
- Make referrals as appropriate

Don't Forget!

- Both ASQ 3 and ASQ-SE need to be completed on the First Home Visit.
- Turn in the ASQ 3 and ASQ-SE as well as the Green Summary sheet to the Disabilities and Mental Health Supervisor for review and data input.
- ASQ 3/ASQ SE calculator on SOCFC website